

MOBILE STEREO HEADSET

Package includes

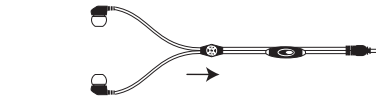


Stereo earphone lanyard

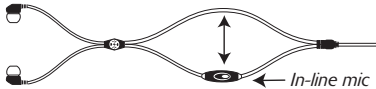


Gel tips (3 sizes)


LANYARD-STYLE WEARING INSTRUCTIONS




1. Move Slide Adjuster along cord (8-12 inches from earphones).



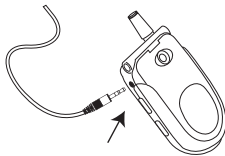
2. Separate cords between Slide Adjuster and the molded plastic piece where the two earphone cords merge into one. This forms a loop.



3. Place loop over your head. The Slide Adjuster should rest on the back of your neck.
4. Pull down gently on earphone cords to shorten lanyard to desired length.

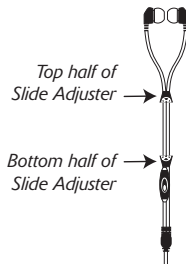


5. Choose your gel tip size and snap it on to the earbuds.
6. Place the earphone marked *R* in your right ear and the one marked *L* in your left ear.



7. Plug headset into your mobile phone.

For tangle-free storage



1. Remove lanyard.
2. Move the top half of the Slide Adjuster all the way up to the earphones.
3. Keep bottom half of Slide Adjuster where it is to mark perfect length for next use.